

4G/5G Desk Mount 4x4 MiMo Antenna DMM4-6-60[-VAR]



4G/5G 4x4 MiMo Antenna

- Provides 4x4 MiMo function for 5G/4G with fallback to 3G/2G
- Ultra Wideband: 617-960/1710-6000MHz
- Desk, window or wall mount
 - Highly portable - features integral desk stand and suction mount
 - Screw and adhesive pad mounting options also provided
- Supplied with 4x 2m (6') of RG174 coaxial cable, fitted with SMA, FAKRA D or TS9 connectors.

The DMM4 antenna is a future proof solution for Cat 18/20 4G and 5G devices. Incorporating four separately fed, ultra wide band elements for 617-960/1710-6000MHz in a single housing, the DMM4 provides a 4x4 MiMo function. It can also provide 2x 2x2 MiMo function for a router with dual modems, each requiring a 2x2 antenna system.

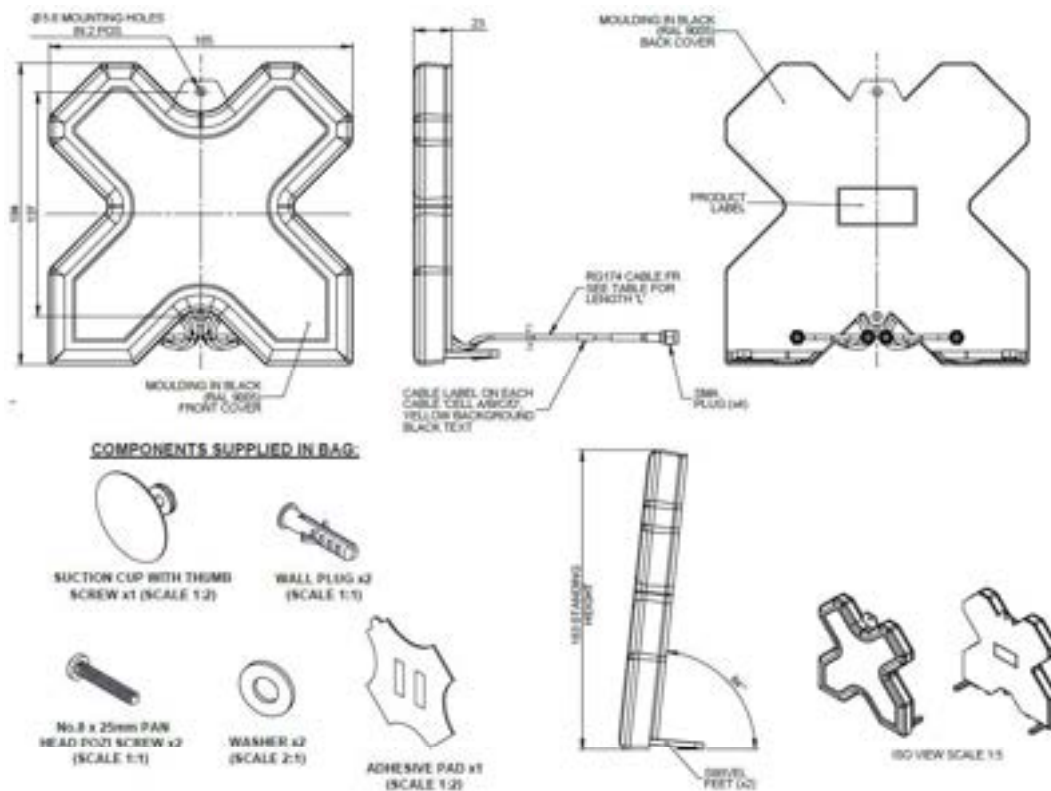
The DMM4 is highly portable and features desk mount feet which fold out for use, and flat for transport. A suction window mount enables the user to optimise their signal in multiple locations, with instant installation and easy removal. For more permanent use, screw and adhesive pad mounting options are also provided.

The antenna is supplied with two twinned 2m (6') length coaxial cables, with the option of SMA, TS9 or FAKRA D connectors.

The DMM4 is a cost effective value added product for network operators and service providers ensuring a stable link with improved data rates for subscribers, thereby improving satisfaction and retention.

Technical Drawing

DMM4-6-60-2SP Shown



4G/5G Desk Mount 4x4 MiMo Antenna DMM4-6-60[-VAR]

PANORAMA ANTENNAS

Product Data

| Part No. | | DMM4-6-60-2SP | DMM4-6-60-2TS9 | DMM4-6-60-2FDJ |
|---|--------------|--|----------------|-----------------|
| Electrical Data | | | | |
| Frequency Range (MHz) | Antennas 1-4 | 617-960 / 1710-6000 | | |
| Operational Bands | | 5G / 4G / 3G / 2G | | |
| Radiation Pattern | | Omni-directional | | |
| Typical VSWR* | | < 2.5:1 | | |
| Peak Gain - excluding cable loss (all bands)† | 617-960MHz | 2dBi | | |
| | 1427-2700MHz | 4dBi | | |
| | 2700-6000MHz | 5dBi | | |
| Typical Efficiency - excluding cable loss † | 617-960MHz | > 50% | | |
| | 1427-1710MHz | >65% | | |
| | 1710-2700MHz | >75% | | |
| | 2700-6000MHz | >80% | | |
| Worst Case Element Isolation* | | >10dB | | |
| Max Input Power (W) | | 2 Watts | | |
| Impedance | | 50Ω | | |
| Mechanical Data | | | | |
| Dimensions (mm) | Height | 185 (7.3") | | |
| | Width | 184 (7.2") | | |
| | Depth | 23 (0.9") | | |
| Operating Temp (°C) | | -40° / +80°C (-40° / 180°F) | | |
| Material | | U.V. Stabilised ASA | | |
| Colour | | Black | | |
| Mounting Data | | | | |
| Fixing | | Desk mount / screw mount / window mount / adhesive mount | | |
| Cable Data | | | | |
| Type | | 4 x RG174 | | |
| Diameter (mm) | | 2.8 (0.1") | | |
| Length (m) | | 2 (6.5') | | |
| Termination | | 4× SMA (m) | 4× TS9 (m) | 4x Fakra D Jack |

† Peak gain measured in free space and excludes cable loss.

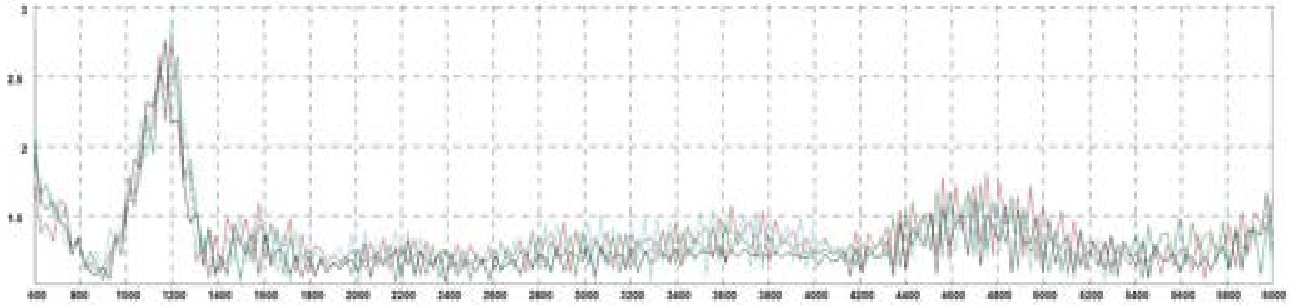
* Typical VSWR measured in free space with 3m (10') of RG174 cable.

** Worst case element isolation measured in free space between adjacent elements with 3m (10') of RG174 cable

4G/5G Desk Mount 4x4 MiMo Antenna DMM4-6-60[-VAR]


Electrical Data - Cell

Typical VSWR*



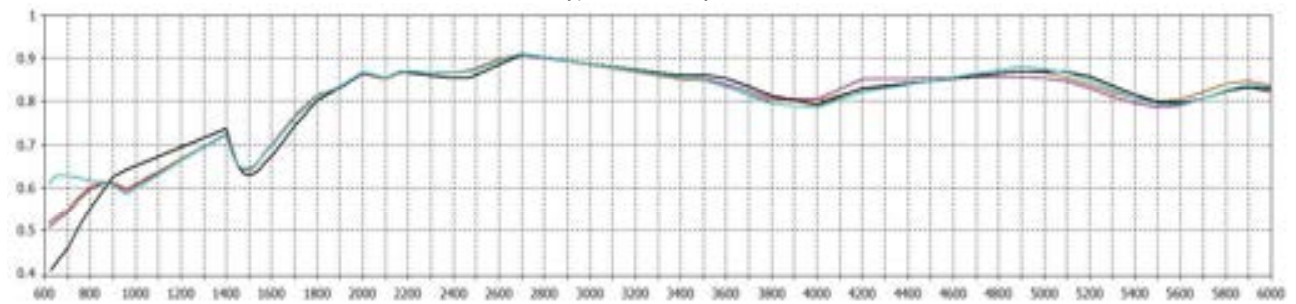
*VSWR elements 1-4 measured in free space with 3m (10') of RG174 cable

Typical Swept Peak Gain **



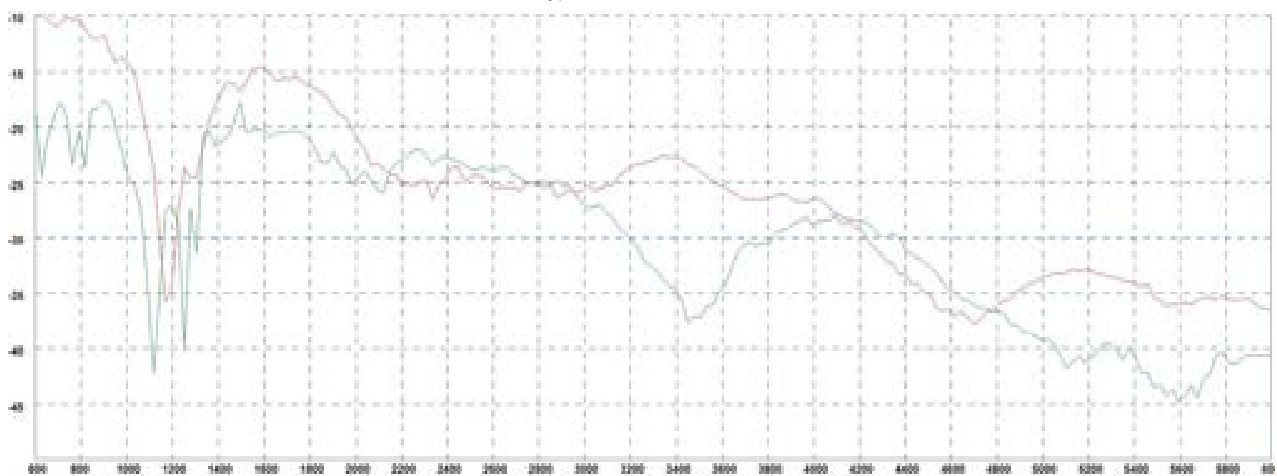
**Swept peak gain simulated in CST Microwave Studio without cable loss

Typical Efficiency ***



*** Typical Efficiency simulated in CST Microwave Studio without cable loss

Typical Isolation ****

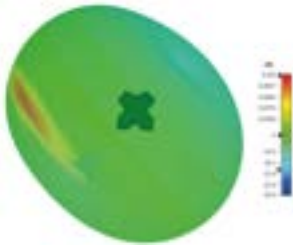


****Red Plot = typical isolation adjacent elements, Green plot = typical isolation opposite elements measured in free space with 3m (10') of RG174 cable.

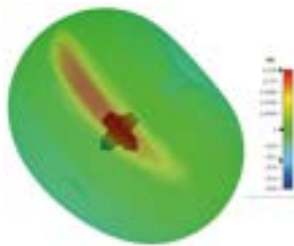
4G/5G Desk Mount 4x4 MiMo Antenna DMM4-6-60[-VAR]

3D Patterns - Cell

3D Pattern Element 1 (650MHz)



3D Pattern Element 2 (650MHz)



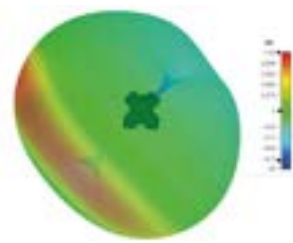
3D Pattern Element 3 (650MHz)



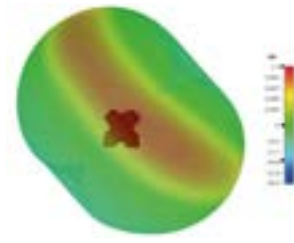
3D Pattern Element 4 (650MHz)




3D Pattern Element 1 (750MHz)




3D Pattern Element 2 (750MHz)



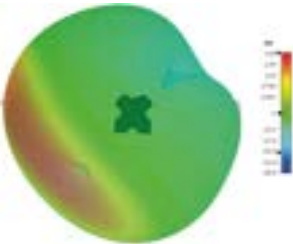
3D Pattern Element 3 (750MHz)



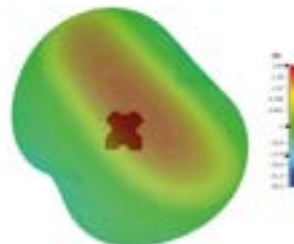
3D Pattern Element 4 (750MHz)




3D Pattern Element 1 (850MHz)



3D Pattern Element 2 (850MHz)




3D Pattern Element 3 (850MHz)



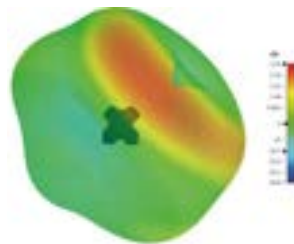
3D Pattern Element 4 (850MHz)




3D Pattern Element 1 (1800MHz)




3D Pattern Element 2 (1800MHz)



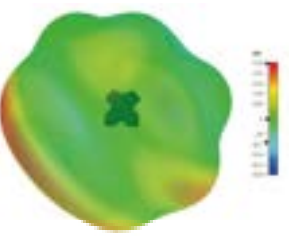
3D Pattern Element 3 (1800MHz)




3D Pattern Element 4 (1800MHz)




3D Pattern Element 1 (2000MHz)



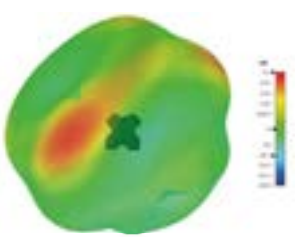
3D Pattern Element 2 (2000MHz)



3D Pattern Element 3 (2000MHz)



3D Pattern Element 4 (1800MHz)

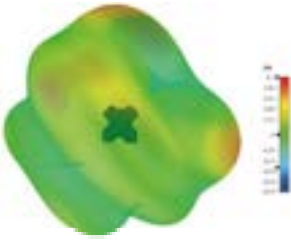


3D patterns simulated in CST Microwave Studio excluding cable loss


4G/5G Desk Mount 4x4 MiMo Antenna DMM4-6-60[-VAR]

3D Patterns - Cell

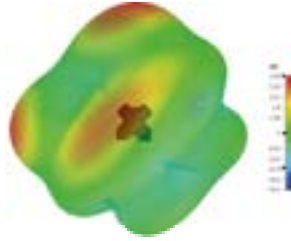
3D Pattern Element 1 (2600MHz)



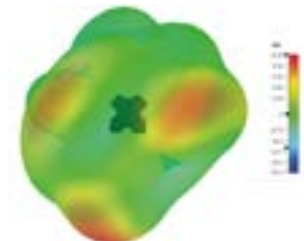
3D Pattern Element 2 (2600MHz)




3D Pattern Element 3 (2600MHz)




3D Pattern Element 4 (2600MHz)




3D Pattern Element 1 (3600MHz)




3D Pattern Element 2 (3600MHz)



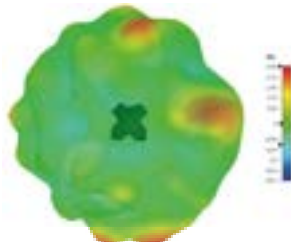
3D Pattern Element 3 (3600MHz)




3D Pattern Element 4 (3600MHz)




3D Pattern Element 1 (5400MHz)




3D Pattern Element 2 (5400MHz)



3D Pattern Element 3 (5400MHz)



3D Pattern Element 4 (5400MHz)



3D patterns simulated in CST Microwave Studio excluding cable loss